

## RHS Exam Study Guide Plan

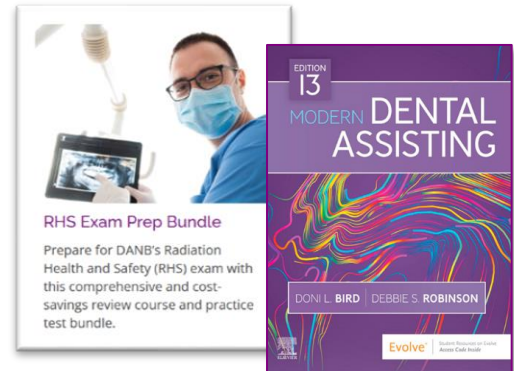
### About the study guide plan

This study guide plan uses trusted resources to help you prepare for DANB's Radiation Health and Safety (RHS) exam. It breaks down the study plan into easy-to-follow, weekly assignments.

### Materials

This study guide plan is based on the [RHS exam outline](#) and uses these materials:

- [RHS Exam Prep Bundle](#)
- [Modern Dental Assisting, 13<sup>th</sup> edition](#)



### Time required

5 hours per week for 6 weeks

### Plan at-a-glance

Week	Topic	Read	Review	Practice
		<b>Modern Dental Assisting</b>	<b>RHS Review course</b>	<b>RHS Practice Test</b>
1	Radiation protection	Chapter 38	Introduction Sections 1 and 2	Test by topic: Radiation Safety  Settings: 24 minutes, 30 questions, no feedback
2	Infection prevention and control	Chapter 40	Section 3	Test by topic: Infection prevention and control  Settings: 24 minutes, 30 questions, no feedback
3	Purpose and technique	Chapter 39	Sections 4, 5, and 6	None
4	Purpose and technique	Chapter 41	Sections 7, 8, and 9	None
5	Purpose and technique	Chapter 42	Sections 10 and 11	Test by topic: Purpose and technique  Settings: 24 minutes, 30 questions, no feedback
6	Final review	Review notes	Post-assessment	Exam simulation mode

## Study Guide Plan

### Week 1: Radiation Protection (25% of RHS exam)



#### Read – Modern Dental Assisting

- **Chapter 38:** Foundations of Radiography, Radiographic Equipment, and Radiation Safety



#### Review – RHS Review course

- **Introduction**
- **Section 1:** Review of Basic Extra-Oral and Intra-Oral Anatomy
- **Section 2:** Radiation Biology and Safety



#### Practice – RHS Practice Test

- Go into the “Test by Topic” menu item and select “**Radiation Safety.**”

### RHS Review course

#### Main Menu

<b>Introduction</b>	<b>01</b>	Review of Basic Extra-Oral and Intra-Oral Anatomy
<b>02</b>	Radiation Biology and Safety	<b>03</b>
<b>04</b>	Quality Assurance	<b>05</b>
<b>06</b>	Types of Exposure Techniques	<b>07</b>
<b>08</b>	Exposing Phosphor Plates and Extraoral Images	<b>09</b>
<b>10</b>	Mount and Label Radiographs or Digital Images	<b>11</b>
		Trends in Dental Imaging

## DANB RHS Practice Test

**Exam Simulation**

Test yourself with 75 questions in 60 minutes on radiation health and safety topics.

**Test by Topic**

Build your own practice test by topic.

**My Question Bank**

Build your own practice test with items marked for review.

**Select Topics**  Toggle All

**Radiation Safety (74 questions)**

**Infection Prevention and Control (36 questions)**

**Purpose and Technique (90 questions)**

- Scroll down to “Settings,” and set the time limit for 24 minutes, no feedback, and 30 questions. This will mirror the amount of time per question as on the actual exam.
- You will see your score at the end. If you did not receive the score you wanted, go back and review the chapters and review course modules.

**Settings**

**Time Limit**  Enabled

Hours:  Minutes:

**Feedback Settings**

Detailed Feedback

Correct / Incorrect Feedback

No Feedback

**Question Amount**

Display  Questions Out Of 74

**Week 2: Infection Prevention and Control (25% of RHS exam)**



**Read – Modern Dental Assisting**

- **Chapter 40:** Legal Issues, Quality Assurance, and Infection Prevention



**Review – RHS Review course**

- **Section 3:** Review of Basic Infection Control



**Practice – RHS Practice Test**

- Go into the “Test by Topic” menu item and select “**Infection Prevention and Control.**”

**RHS Review course**

Main Menu

Introduction	01	Review of Basic Extra-Oral and Intra-Oral Anatomy
02 Radiation Biology and Safety	03	Review of Basic Infection Control
04 Quality Assurance	05	Exposure Equipment and Materials
06 Types of Exposure Techniques	07	Exposing Hard Sensors and Panoramic Images
08 Exposing Phosphor Plates and Extraoral Images	09	Processing Radiographic Phosphor Plates
10 Mount and Label Radiographs or Digital Images	11	Trends in Dental Imaging

**DANB RHS Practice Test**

**Exam Simulation**

Test yourself with 75 questions in 60 minutes on radiation health and safety topics.

**Test by Topic**

Build your own practice test by topic.

**My Question Bank**

Build your own practice test with items marked for review.

**Select Topics**  Toggle All

Radiation Safety (74 questions)

Infection Prevention and Control (36 questions)

Purpose and Technique (90 questions)

- Scroll down to “Settings,” and set the time limit for 24 minutes, no feedback, and 30 questions. This will mirror the amount of time per question as on the actual exam.
- You will see your score at the end. If you did not receive the score you wanted, go back and review the chapters and review course modules.

**Settings**

**Time Limit**  Enabled

Hours:  Minutes:

**Feedback Settings**

Detailed Feedback

Correct / Incorrect Feedback

No Feedback

**Question Amount**

Display  Questions Out Of **36**

**Week 3: Purpose and Technique (50% of RHS exam)**



**Read – Modern Dental Assisting**

- **Chapter 39:** Digital Imaging, Dental Film and Processing Radiographs
- *Note: You do not need to know film (conventional) radiography. The RHS exam covers digital radiography only; there are no questions on film.*



**Review – RHS Review course**

- **Section 4:** Quality Assurance
- **Section 5:** Exposure Equipment and Materials
- **Section 6:** Types of Exposure Techniques

**RHS Review course**

Main Menu

<b>Introduction</b>	<b>01</b>	Review of Basic Extra-Oral and Intra-Oral Anatomy
<b>02</b>	Radiation Biology and Safety	<b>03</b>
<b>04</b>	Quality Assurance	<b>05</b>
<b>06</b>	Types of Exposure Techniques	<b>07</b>
<b>08</b>	Exposing Phosphor Plates and Extraoral Images	<b>09</b>
<b>10</b>	Mount and Label Radiographs or Digital Images	<b>11</b>
		Trends in Dental Imaging

**Week 4: Purpose and Technique (50% of RHS exam) – continued**



**Read – Modern Dental Assisting**

- **Chapter 41:** Intraoral Imaging



**Review – RHS Review course**

- **Section 7:** Exposing Hard Sensors and Panoramic Images
- **Section 8:** Exposing Phosphor Plates and Extraoral Images
- **Section 9:** Processing Radiographic Phosphor Plates

**RHS Review course**

Main Menu

<b>Introduction</b>	<b>01</b>	Review of Basic Extra-Oral and Intra-Oral Anatomy
<b>02</b>	Radiation Biology and Safety	<b>03</b>
<b>04</b>	Quality Assurance	<b>05</b>
<b>06</b>	Types of Exposure Techniques	<b>07</b>
<b>08</b>	Exposing Phosphor Plates and Extraoral Images	<b>09</b>
<b>10</b>	Mount and Label Radiographs or Digital Images	<b>11</b>
		Trends in Dental Imaging

**Week 5: Purpose and Technique (50% of RHS exam) – continued**



**Read – Modern Dental Assisting**

- **Chapter 42:** Extraoral Imaging



**Review – RHS Review course**

- **Section 10:** Mount and Label Radiographs or Digital Images
- **Section 11:** Trends in Dental Imaging



**Practice – RHS Practice Test**

- Go into the “Test by Topic” menu item and select “**Purpose and Technique.**”

**RHS Review course**

Main Menu

<b>Introduction</b>	<b>01</b>	Review of Basic Extra-Oral and Intra-Oral Anatomy
<b>02</b>	Radiation Biology and Safety	<b>03</b>
<b>04</b>	Quality Assurance	<b>05</b>
<b>06</b>	Types of Exposure Techniques	<b>07</b>
<b>08</b>	Exposing Phosphor Plates and Extraoral Images	<b>09</b>
<b>10</b>	Mount and Label Radiographs or Digital Images	<b>11</b>
		Trends in Dental Imaging

## DANB RHS Practice Test

**Exam Simulation**

Test yourself with 75 questions in 60 minutes on radiation health and safety topics.

**Test by Topic**

Build your own practice test by topic.

**My Question Bank**

Build your own practice test with items marked for review.

**Select Topics**  Toggle All

Radiation Safety (74 questions)

Infection Prevention and Control (36 questions)

Purpose and Technique (90 questions)

- Scroll down to “Settings,” and set the time limit for 24 minutes, no feedback, and 30 questions. This will mirror the amount of time per question as on the actual exam.
- You will see your score at the end. If you did not receive the score you wanted, go back and review the chapters and review course modules.

**Settings**

**Time Limit**  Enabled

Hours: 0 Minutes: 24

**Feedback Settings**

Detailed Feedback  
 Correct / Incorrect Feedback  
 No Feedback

**Question Amount**

Display 30 Questions Out Of 90




## Week 6: Final review and assessment



### Practice test – Final review

- Go to “Exam Simulation.” Taking the practice test in this mode will mirror the number of questions, the time available to complete the exam, and the topic areas that will be covered in the DANB exam. The exam simulation will consist of 75 questions in 60 minutes.

## DANB RHS Practice Test





<p> <b>Exam Simulation</b></p> <p>Test yourself with 75 questions in 60 minutes on radiation health and safety topics.</p>	<p> <b>Test by Topic</b></p> <p>Build your own practice test by topic.</p>	<p> <b>My Question Bank</b></p> <p>Build your own practice test with items marked for review.</p>
---	---	--

- You will see your score at the end. If you did not receive the score you had hoped for, go back and review the chapters and review course modules.
- You can complete the “Exam Simulation” practice test multiple times, if desired.



### Post-assessment – RHS Review course

- Complete RHS Review course assessment. You must complete all the sections in the course to be able to take the assessment.
- You will see your score at the end. If you did not receive the score you had hoped for, go back and review the chapters and review course modules.

DANB RHS REVIEW
<p> <b>DANB RHS Review</b></p>
<p> <b>ADA Radiography Safety Recommendations</b></p>
<p> <b>Post-Assessment Instructions</b></p>
<p> <b>Post-Assessment</b></p>